


Maniglioni

Pullhandles
Stosgriffe

► Price list 1/15 page 228-233

Round 02




Ø	A	200	300	500	650	1000	1040	1370	
20		•	•	•			•		Ø10
25			•	•	•				Ø12
30				•		•		•	Ø12
40									



Square 41




Ø	A	200	300	650	
19		•			Ø10
25			•		Ø12
30					
40			•		Ø12



Square 40




Ø	A	300	
20			
25		•	Ø12
30			
40			



Round 10




Ø	A	300	650	1000	
20		•			Ø10
25		•	•		Ø12
30				•	Ø12
40					



Round 01



Ø	A	200	300	350	400	650	
20		•	•				Ø10
25			•	•	•		Ø12
30				•	•	•	Ø12
40							




Round 11



Ø	A	350	620	
20				
25		•	•	Ø10
30				
40				



IX = Acciaio inox satinato
Satin stainless steel
Edelstahl matt

 = Foro vetro
Glass hole
Glasbohrung

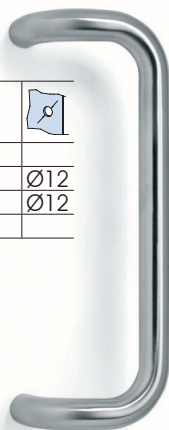


8-10-12

Round 03



Ø	A	200	300	350	650	
20						
25			•			Ø12
30			•	•		Ø12
40						



Round 08




Ø	A	400	
20			
25			
32		•	Ø12
40			



Round 09



Ø	A	300	
20			
25			
32		•	Ø12
40			



Maniglioni su richiesta

*Pullhandles custom made
Stossgriffe mit Sondermass*

Maniglioni 2-3-4 punti di fissaggio e tubo tagliati su misura a richiesta del cliente. Ø 25 e Ø 35.

Esempio calcolo interasse
Example axle calculation
Beispiel Achsabstand Berechnung
Lunghezza (A): 2500
Sporgenza (B): 150
Punti fissaggio (C): 3
 $2500 - (150 \times 2) = 2200$
 $2200 : 3 = 733$

Sistemi di fissaggio

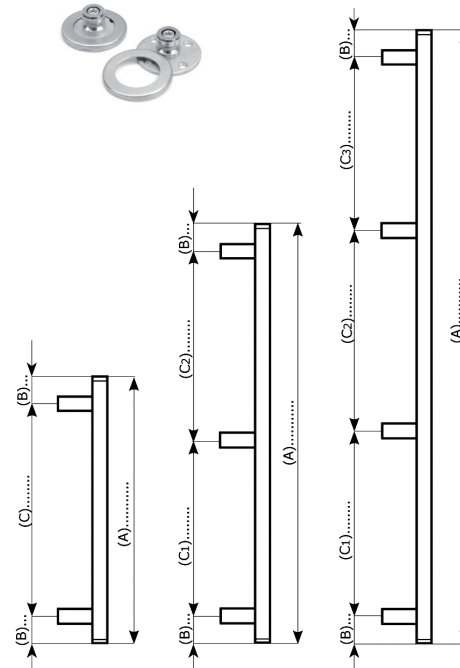
Fix 1



Fix 3



Fix 9



= Foro vetro
Glass hole
Glasbohrung